

Where do I download your product after purchase.

If you are installing Eicra's application for the first time or for a new installation you will need the full download.

If performing an upgrade from a previous version you may download an incremental download.

These downloads contain only the changed files from your version to the most recent version of eicra script.

Full Download

If installing for the first time or for a new installation you will need the full download.

The full download contains all files. Before installing you will need to download the software from your user area.

1. Login to your [Client Area](#)
2. Once logged in click the ["My Service"](#) on the top menu and find the product. You will now be presented with a list of orders.
3. Click the "View/Download" button next to the order you wish to download. You will now be presented with the order details. Click on [right most icon](#) to download zip file and proceed to install.
4. Scroll down and click the link for the download file.

Extract the zip and upload the entire files into *Binary* format through FTP software (Generally WS-FTP , Cute-FTP or other ftp has the option to set files to upload in binary format). If you are having problem uploading file via FTP binary file format, please upload entire zip file to the server and use cpanel / Control panel zip extractor (generally available under the File Manager section) to extract it.



Home My Details My Services My Domains My Quotes My Invoices My Support Tickets Affiliates My Emails


Client Area

Portal Home > Client Area > My Products & Services

My Products & Services

1 Records Found, Page 1 of 1

Product/Service 	Price	Billing Cycle	Next Due Date	
Eicra Real Estate - EicraRealestate - Free Trial Eicra-RS-2054046dce59776ca7b08abc8	\$0.00USD	One Time	-	


[Click here to download](#)

Quick Navigation

- Portal Home
- Client Area
- My Licenses & Services
- Announcements
- Knowledgebase
- Submit Ticket
- Order

Incremental Downloads

If performing an upgrade from a previous version you may download an incremental download. These downloads contain only the changed files from your version to the most recent version.

1. Login to view your licenses and orders by clicking [Client Area](#).
2. Once logged in click the "My Orders" link. You will now be presented with a list of orders.
3. Click the "View/Download" button next to the order you wish to download. You will now be presented with the order details.
4. Scroll down and select your current version from the Incremental Download drop down select list. Click the download button.

Article ID: 32

Last updated: 18 Jul, 2011

Revision: 3

FAQ -> Where do I download your product after purchase.

<http://www.httpsdoc.com/entry/32/>